


## *Coiler Take-up System (For Hose up to 4")*



### **Capacity:**

- 16" thru 25" manually adjustable ID
- 50" OD
- Manually adjustable width to 56"
- 1,500 lbs. maximum material weight

### **Features:**

- Robust coiler take-up, modified to accommodate up to 5.18" OD hose.
- Coiling head ID is manually adjustable via hydraulic motor controlled throughout its range.
- Three (3) radiused coil ID plates with one (1) inch increment markings.
- Manually adjustable coil width, outside coil retaining ring adjustable in width to 56"
- Pivotal head from vertical to horizontal configuration for unloading of coiled hose product via clients OH crane.
- Rotation from vertical to horizontal configuration by hydraulic rams.
- Heavy duty, fixed mounted four (4) roller box guide stand, adjustable up to 5.18" diameter product. Coiler passes back and forth in front of a material line to assist in the levelwinding process of the product

# TCTU-50 (SP)



## Coiler Take-up System (For Hose up to 4")

### Drive:

2 HP, AC Vector (Allen-Bradley) with encoder feedback, 0-35 RPM, 480 VAC, 3Ø. System set-up to run in speed mode and supplied with safety on/off foot switch.

### Controls:


- Main power disconnects
  - On/off selector switch
  - E-stop button
  - Main speed potentiometer
  - Momentary Jog push button
  - Run/load selector switch
  - Momentary "Pivot" selector switch
- Note: Pivot selector switch is non-operative when in the run mode.

### Additional Features:

- Traversing Feature – AC Vector powered traversing platform mechanically and electronically integrated to the above described TCTU-50 (SP) coiler take-up system. Includes the following:
- Heavy, all mechanical steel tube base main frame with floor securing flanges.
- Heavy duty linear rail mounted top platform.
- Maximum left/right travel protected by safety limit switches.
- Operator control pedestal for controlling the TCTU-50 (SP) Coiler Take-up. Pedestal includes 8" color HMI operator touchscreen interface. Operating set points, pitch (OD), coil width reversal points and dwell are all programmable and fully adjustable while machine is in operation. Up to five (5) "Home" set points are programmable for processing multiple coils. Operator to select a specific hose and all the operating parameters are set automatically. Control pedestal is also outfitted with an E-stop button.



**OPERATOR CONTROL PEDESTAL**



**HEAVY DUTY ROLLER GUIDE BOX**




**COIL ID PLATES**



**TCTU-50(SP)**



**DWMS-10**



**MTT-2000**

**HOSE COILING SYSTEM**